



Congratulations on your willingness to pass on to others how they can begin to enjoy an authentic, exciting relationship with God. The Apostle John put it this way: “We proclaim to you what we have seen and heard, so that you also may have fellowship with us. And our fellowship is with the Father and with his Son, Jesus Christ. We write this to make our joy complete.” (1 John 1:3-4, NIV)

What follows is a very simple way for you to lead a small group discussion on some of the most essential principles of relating to God and living the Christian life. Although the approach is simple, the teaching methods employed are relevant to the way most people prefer to learn: connecting with peers, discussing versus just listening, considering life stories, and making immediate practical application.

So how can you get started? The best way is to pray for wisdom and confidence. God is quite able to give you whatever you need to lead your group. The next step is to invite some of your friends to the group meeting, at a time and place convenient for you and the others.

Once you are committed to that, you will likely find these materials extremely helpful. Page 7 in Part 1 and page 35 in Part 2 give you an overview of what you will be discussing in the sessions. Notice that there are six groupings of four topics each. This gives you flexibility, if needed, to challenge your friends to one four-session segment at a time. Each segment covers an important theme in living the Christian life. For example, in the 4 Walks, your group members will discuss knowing God and starting to relate to Him.

This Leader's Guide is designed to be very easy for you to use. Each session has one main page of leader's notes (Group Discussion Outline) to help you facilitate. Just to the left of that page is a Session Preparation Checklist. It is designed to help you prepare for that session. Notice that each passage of Scripture discussed has a specific alternate set of questions you can use if you would like.

In experimenting with the “Essentials” series, sometimes group leaders didn't give priority to the last two sections of each session: APPLY and TELL. Be aware that movements of spiritual multiplication are most evidenced by changed lives and frequent conversations about Jesus. So be sure to feature those two parts of each session.

This leads to the importance of encouraging your group members to consider leading their own groups soon. In Part 1 page 6 you will see a section entitled MULTIPLY. There you will read more on whom to challenge and how to get them started. Keep in mind that the majority of the spiritual impact you are likely to have in this lifetime will be through the ministry of those you disciple who in turn disciple others. In 2 Timothy 2:2 Paul explains how central multiplication should be.

In conclusion, more than anything else, realize that it is God who touches lives and causes spiritual growth and multiplication. Pray often that He will work supernaturally through you and your group members.



To prepare for the first session, take a look at the Session Preparation Checklist and Group Discussion Outline on pages 8 and 9 of Part 1. They relate to the first topic, 4 Walks >> Walk Assured. Note the session has four parts which are explained below.

CONNECT: After connecting personally, you pray and then state a simple truth of life: “Relationships thrive on acceptance and assurance.” You have probably experienced that, and so have your group members. So it should be easy to share experiences. After sharing, make a very simple transition to reading from the Bible by saying, “So it is in a relationship with God.”

HEAR: Taking one Bible passage at a time, just ask, “What do you think this passage teaches us?” After some discussion, ask the next two questions: “What can we learn about God or our response to God?” and “How do you think this passage relates to the topic we discussed earlier: Relationships thrive on...?”

Or, you can use the alternate questions found in the Session Preparation Checklist. There are specific questions provided for each Bible passage used in a session. So, for example, when discussing the first Bible passage (Luke 15:11-24) you can use these three questions:

1. What are some evidences of the father’s love and acceptance of the prodigal son?
2. In what ways were the son’s thoughts and actions reflective of the father’s love and acceptance?
3. What are some things we can learn about relationships from this parable?

As you lead the discussion, remember that you are seeking to engage people in the learning process versus just telling them what they need to know. In light of that, keep asking questions, listen intently to their answers and often say, “What do the rest of you think about this?” If you encounter silence in answer to a question, call on someone who often has something to say. If some people have been quiet for a while, ask if there is something they would like to add.

Try to sense when your group members are really seeing how this truth works in a relationship with God. (Note that you might not need to discuss all the Bible passages or ask all of the discussion questions to accomplish this.) One way to transition to APPLY is to review what has been covered: “We agreed that relationships thrive on acceptance and assurance. We also saw that God does accept us. But that won’t help us unless we feel sure of His acceptance.”

APPLY: At the appropriate moment in the above review, state that it is important to: “Be sure of your personal relationship with God.” In other words, the Bible teaches that God loves and accepts you as His child, if you have trusted Christ as your Savior.

Have them write the “lesson learned” in the space provided in the ½ page “mini-journal” shown at the end of Part 1 of this Small-Group Leader’s Guide. (You will need to print copies of the “Four Walks” handout before your session.)

Of course, the lesson learned is most helpful if your group members apply it to their lives. That is the next step: Ask, “Why don’t we always experience assurance in our personal relationship with

God?" In other words, if the Bible teaches that we are accepted by God, why don't we always feel accepted by Him?

Once that discussion surfaces the barriers, it will be easier for each group member to answer the next question, "What is one action you can take this week to begin to feel more assured?" One action step might be: "I will pray every day for a week, thanking God that He really does love and accept me." If some in your group have not actually received Christ yet, it would be appropriate to share the gospel at this point, as noted on page 9.

Give your group members time to think of how they (individually) could take some specific action step in the next week to apply this lesson. Have them write it down in their "mini-journals" and discuss it with one or two other group members. After that, have them pray for one another about their action steps, unless you don't think your group members are ready to pray aloud.

TELL: Finally, ask them to plan to tell someone else (outside the group) what they learned in this session. It can be a Christian or some other interested person. They dramatically improve their commitment to apply if they keep talking about it. It also causes them to start becoming a part of a spiritual multiplication process by sharing with others what they have discussed and applied from the Bible. (Remember 2 Timothy 2:2.) Have them write the "person to tell" in their "mini-journal," share that with one or two other group members, and pray for one another. (Again, it may take a session or two for them to pray comfortably.)

When you start the group session the next week, in a low-key way, see if you can get some of your group members to share how the "applying" and "telling" went.

Well, that wasn't so hard, was it? In the next session, use the same approach for Walk Forgiven. (See pages 10 and 11.) Also, note that in the Appendix (page 63) there is a further explanation of how to use the Session Preparation Checklists.

MULTIPLY: After several weeks, see if some in your group might like to do what you have been doing, with their own groups. Look for people who are particularly faithful to attend and are excited about the discussion, application and sharing. (People they have been "telling" week-to-week may be willing to join their new groups.)

Talk to them about how important it is for group leaders to be growing in their walks with the Lord. Persistent sin grieves God and undermines a person's credibility with group members. It is a privilege to teach people about God, but it is also a sobering responsibility.

If they are willing to accept that responsibility, give them copies of this Small-Group Leader's Guide, walk through it and answer questions. If possible, have them teach a part (or all) of one of your group sessions. Give suggestions afterwards to help them be ready to start a new group, while still continuing to attend your group.

Now, you are getting seriously involved in spiritual multiplication. Before long, there may be several groups meeting because of how God used you in starting your original group. Then you will be well on your way to making an impact for Christ on your campus.



Help them get to know God and start to relate to Him.

4 Walks

1. **ASSURED** >> Be sure of your personal relationship with God.
2. **FORGIVEN** >> Be sure you experience God's forgiveness, so you can have a close relationship with Him.
3. **FILLED** >> Be sure you are filled with the Holy Spirit, so you can have power for living.
4. **CONTINUALLY** >> Relate to God all the time.

Help them trust God for new habits in their lives, in light of their relationships with Him and the availability of His power and wisdom.

4 Talks

1. **APPLY** the Bible (Let God Talk to You) >> Apply to your life daily what you learn from the Bible.
2. **PRAY** (Talk to God) >> Talk things through with God whenever you can.
3. **WITNESS** (Talk to Non-Christians) >> Spread the word about Christ with your non-Christian friends and acquaintances.
4. **FELLOWSHIP** (Talk to Christians) >> Form close relationships with true followers of Jesus, for support and encouragement.

Help them understand some important ways to minister to others, so they can pass on what God has given them.

4 Ministries

1. **LOVE** >> God wants us to love other people, to help meet their needs and to make an impact on their lives.
2. **WIN** (Reach) >> We can help people come to know God.
3. **BUILD** (Disciple) >> We can help people grow to be true followers of Jesus.
4. **SEND** (Involve) >> We can help followers of Jesus minister to others.

Session Preparation Checklist

(This correlates with the Session Preparation Guidelines in the Appendix.)



4 Walks >> Walk Assured

PRAY:

- Have prayed for wisdom
- Have prayed for group members

CONNECT:

- Have a good personal example to share.
- Have in mind when and how to transition to HEAR.

HEAR:

Alternate questions to ask:

- Luke 15:11-24
 1. What are some evidences of the father's love and acceptance of the prodigal son?
 2. In what ways were the son's thoughts and actions reflective of the father's love and acceptance?
 3. What are some things we can learn about relationships from this parable?
- 1 John 5:11-13
 1. What does this passage teach us about the source of eternal life
 2. What was the intended impact on the readers of this passage, and how does that help us in our relationship with God?

APPLY:

- Have in mind when and how to transition from HEAR to APPLY.
- Be prepared to encourage people to a specific action step. (Have an example in mind.)

TELL:

- Am committed to encourage people to do this despite their natural tendency not to.
- Am looking for group members who "tell" easily. They may be good at leading their own group soon.



4 Walks >> Walk Assured

Group Discussion Outline



CONNECT with needs:

- Find out how they are doing.
- Pray for wisdom from God for the session.
- Start by stating: "Relationships thrive on acceptance and assurance."
Then, surface experiences:
"Let me tell you how I have experienced this."
"Tell us how you have experienced this."
- Transition to the Bible by saying, "So it is in a relationship with God."

HEAR what God says:

- Read (or tell) a Bible story/passage related to the topic:
- Choices: Luke 15:11-24 (story); 1 John 5:11-13
- Commentary:
Luke 15:11-24 >> This is the story of the prodigal son. The father represents God. The rebellious son represents how we can be toward God sometimes. The father apparently was looking down the road in hopes his son would return. He had compassion, ran to meet the son and celebrated his return. That picture gives us assurance that God loves and accepts us and wants to have close fellowship with us.
1 John 5:11-13 >> These verses provide simple clarity that receiving Christ assures us that we have eternal life (with God).
- Discuss each passage using these questions, or the alternate questions to the left:
"What do you think this passage teaches us?"
"What can we learn about God or our response to God?"
"How do you think this passage relates to the topic we discussed earlier: Relationships thrive on acceptance and assurance?"

APPLY that to life:

- State the main lesson: "Be sure of your personal relationship with God." Have them write the "lesson learned" on their "mini-journal" handout.
- Discuss:
"Why don't we always experience assurance in our personal relationship with God?"
"What is one action you can take this week to begin to feel more assured?"
- Have them write down that specific "action to take." Then in groups of two or three, have them share what action they plan to take. Finally, have them pray for one another.
- It may be appropriate to walk through the "Would You Like to Know God Personally?" booklet at this point.

TELL someone they know:

- Ask whom they know who might be interested in hearing about what they are learning.
- Have them write the name after "person to tell." Then, in groups of two or three, have them share whom they plan to tell. Finally, have them pray for one another.
- Encourage them to tell those people in the next few days.

Session Preparation Checklist

(This correlates with the Session Preparation Guidelines in the Appendix.)



4 Walks >> Walk Forgiven

PRAY:

- Have prayed for wisdom
- Have prayed for group members

CONNECT:

- Have a good personal example to share.
- Have in mind when and how to transition to HEAR.

HEAR:

Alternate questions to ask:

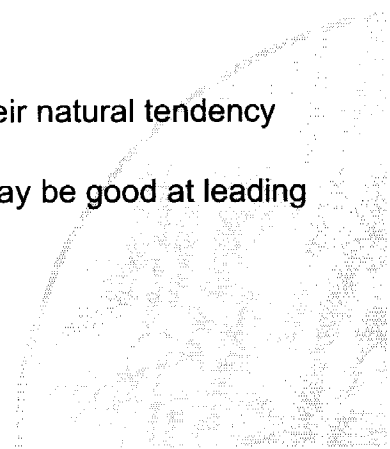
- Luke 7:36-50
 1. What are some differences in how the religious leader viewed the sinful woman versus how Jesus viewed her?
 2. What can we learn from verses 40-47 where Jesus tells the “debt cancellation” illustration and applies it to the attitudes of the religious leader and the woman?
 3. What do you suppose was the impact on the woman when she heard that her sins had been forgiven?
- 1 John 1:9-2:2
 1. Would you agree that people commit sins? What has led you to your conclusion?
 2. What does this passage say is the solution to our sin problem? What must we do to take advantage of that solution?
- Ephesians 3:11,12
 1. In what ways does our faith in Christ impact our relationship with God?

APPLY:

- Have in mind when and how to transition from HEAR to APPLY.
- Be prepared to encourage people to a specific action step. (Have an example in mind.)

TELL:

- Am committed to encourage people to do this despite their natural tendency not to.
- Am looking for group members who “tell” easily. They may be good at leading their own group soon.





CONNECT with needs:

- Find out how they are doing. Ask also how their “action to take” and “person to tell” went last week.
- Pray for wisdom from God for the session.
- Start by stating: “Forgiveness gives a relationship a fresh start.”
Then, surface experiences:
“Let me tell you how I have experienced this.”
“Tell us how you have experienced this.”
- Transition to the Bible by saying, “So it is in a relationship with God.”

HEAR what God says:

- Read (or tell) a Bible story/passage related to the topic:
- Choices: Luke 7:36-50 (story); 1 John: 1:9-2:2; Ephesians 3:11,12; (Two of these passages may be enough to cover in one session.)
- Commentary:
 - Luke 7:36-50 >> This is a story about an interaction between Jesus, a sinful woman and a self-righteous religious leader. After Jesus saw the woman’s sorrow over her sins, He forgave her of her sins. This should encourage people in the group who may feel that they have done so many bad things that God could never forgive them.
 - 1 John 1:9-2:2 >> This passage clarifies that we should confess our sins to God. As we acknowledge the fact that Jesus paid the penalty for our sins, we can experience the joy of being forgiven by God.
 - Ephesians 3:11,12 >> Because of Christ (and His death for our sins), we can approach God and have a close relationship with Him.
- Discuss each passage using these questions, or the alternate questions to the left:
“What do you think this passage teaches us?”
“What can we learn about God or our response to God?”
“How do you think this passage relates to the topic we discussed earlier: Forgiveness gives a relationship a fresh start?”

APPLY that to life:

- State the main lesson: “Be sure you experience God’s forgiveness, so you can have a close relationship with Him.” Have them write the “lesson learned” on their “mini-journal” handout.
- Discuss:
“Why don’t we always experience the forgiveness that God offers us?”
“What is one action you can take this week to experience that forgiveness?”
- Have them write down that specific “action to take.” Then in groups of two or three, have them share what action they plan to take. Finally, have them pray for one another.

TELL someone they know:

- Ask whom they know who might be interested in hearing about what they are learning.
- Have them write the name after “person to tell.” Then, in groups of two or three, have them share whom they plan to tell. Finally, have them pray for one another.
- Encourage them to tell those people in the next few days.

Session Preparation Checklist

(This correlates with the Session Preparation Guidelines in the Appendix.)



4 Walks >> Walk Filled

PRAY:

- Have prayed for wisdom
- Have prayed for group members

CONNECT:

- Have a good personal example to share.
- Have in mind when and how to transition to HEAR.

HEAR:

Alternate questions to ask:

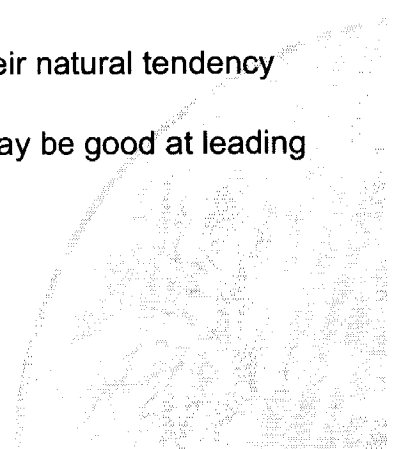
- Ephesians 3:16-20
 1. What are some benefits that accrue to believers if they take advantage of the presence of the Spirit in their lives?
 2. If we possess such power and such a sense of how much God loves us, in what ways might that affect our daily lives?
- Ephesians 5:18-21
 1. What are some specific behaviors that result from being filled with the Spirit?
 2. In what ways do those behaviors contrast with normal human behaviors?
- John 18:15-18 together with Acts 2:14-22
 1. What types of changes do you see in Peter from John 18 to Acts 2?
 2. What seemed to be the major contributors to those changes?
- Note: Clearly the Holy Spirit provides significant help for difficult assignments in life.

APPLY:

- Have in mind when and how to transition from HEAR to APPLY.
- Be prepared to encourage people to a specific action step. (Have an example in mind.)

TELL:

- Am committed to encourage people to do this despite their natural tendency not to.
- Am looking for group members who "tell" easily. They may be good at leading their own group soon.





CONNECT with needs:

- Find out how they are doing. Ask also how their “action to take” and “person to tell” went last week.
- Pray for wisdom from God for the session.
- Start by stating: “Often we need help to do a difficult assignment.”
Then, surface experiences:
 “Let me tell you how I have experienced this.”
 “Tell us how you have experienced this.”
- Transition to the Bible by saying, “So it is in a relationship with God.”

HEAR what God says:

- Read (or tell) a Bible story/passage related to the topic:
- Choices: Ephesians 3:16-20; Ephesians 5:18-21; Contrast Peter in John 18:15-18 (story) versus Acts 2:14-22 (story); (Two of these passages may be enough to cover in one session.)
- Commentary:
Ephesians 3:16-20 >> This is a stunning statement of how much help God is willing to give us through the power of the Holy Spirit.
Ephesians 5:18-21 >> These verses give the command to be filled with the Holy Spirit and show the dramatic life-change that can result.
John 18:15-18 together with Acts 2:14-22 >> This shows a remarkable change in Peter’s courage within just a few weeks. Before being filled with the Holy Spirit, he denied Christ. After being filled, he preached with strong words to a large crowd.
- Discuss each passage using these questions, or the alternate questions to the left:
 “What do you think this passage teaches us?”
 “What can we learn about God or our response to God?”
 “How do you think this passage relates to the topic we discussed earlier: Often we need help to do a difficult assignment?”

APPLY that to life:

- State the main lesson: “Be sure you are filled with the Holy Spirit, so you can have power for living.” Have them write the “lesson learned” on their “mini-journal” handout.
- Discuss:
 “Why don’t we always seek to walk in the power of the Holy Spirit?”
 “What is one action you can take this week to live in the power of the Holy Spirit?”
- Have them write down that specific “action to take.” Then in groups of two or three, have them share what action they plan to take. Finally, have them pray for one another.
- It may be appropriate to walk through the “Satisfied?” (Spirit-filled Life) booklet at this point.

TELL someone they know:

- Ask whom they know who might be interested in hearing about what they are learning.
- Have them write the name after “person to tell.” Then, in groups of two or three, have them share whom they plan to tell. Finally, have them pray for one another.
- Encourage them to tell those people in the next few days.

Session Preparation Checklist

(This correlates with the Session Preparation Guidelines in the Appendix.)



4 Walks >> Walk Continually

PRAY:

- Have prayed for wisdom
- Have prayed for group members

CONNECT:

- Have a good personal example to share.
- Have in mind when and how to transition to HEAR.

HEAR:

Alternate questions to ask:

- Philippians 4:4-9
 1. What are some specific topics of interaction with God mentioned in this passage?
 2. What seem to be some positive outcomes which result from these interactions with God?
- Psalms 16:8,9
 1. What are some positive outcomes in King David's life from "setting the Lord always before him"?
 2. What can we learn from this (and the previous) passage concerning a walk with God?

APPLY:

- Have in mind when and how to transition from HEAR to APPLY.
- Be prepared to encourage people to a specific action step. (Have an example in mind.)

TELL:

- Am committed to encourage people to do this despite their natural tendency not to.
- Am looking for group members who "tell" easily. They may be good at leading their own group soon.



4 Walks >> Walk Continually

Group Discussion Outline



CONNECT with needs:

- Find out how they are doing. Ask also how their “action to take” and “person to tell” went last week.
- Pray for wisdom from God for the session.
- Start by stating: “A relationship with a person greatly benefits from frequent interaction.”

Then, surface experiences:

“Let me tell you how I have experienced this.”

“Tell us how you have experienced this.”

- Transition to the Bible by saying, “So it is in a relationship with God.”

HEAR what God says:

- Read (or tell) a Bible story/passage related to the topic:
- Choices: Philippians 4:4-9; Psalm 16:8,9
- Commentary:

Philippians 4:4-9 >> These verses contain encouragement toward very frequent interaction with God: e.g. “rejoice always,” “in everything...present your requests to God.”

Psalm 16:8,9 >> This verse gives insight into the prayer life of David: “I have set the Lord continually before me.”

**In this discussion, you should be leading your group members to see how often during the day God would like to have them talk with Him.

- Discuss each passage using these questions, or the alternate questions to the left:
“What do you think this passage teaches us?”
“What can we learn about God or our response to God?”
“How do you think this passage relates to the topic we discussed earlier: A relationship with a person greatly benefits from frequent interaction?”

APPLY that to life:

- State the main lesson: “Relate to God all the time.” Have them write the “lesson learned” on their “mini-journal” handout.
- Discuss:
“Why don’t we continually relate to God?”
“What is one action you can take this week to begin to do that more often?”
- Have them write down that specific “action to take.” Then in groups of two or three, have them share what action they plan to take. Finally, have them pray for one another.

TELL someone they know:

- Ask whom they know who might be interested in hearing about what they are learning.
- Have them write the name after “person to tell.” Then, in groups of two or three, have them share whom they plan to tell. Finally, have them pray for one another.
- Encourage them to tell those people in the next few days.
- Tell them how they will be helped by the next four sessions. (See page 7: “4 Talks”.)

Session Preparation Checklist

(This correlates with the Session Preparation Guidelines in the Appendix.)



4 Talks >> Apply the Bible (Let God Talk to You)

PRAY:

- Have prayed for wisdom
- Have prayed for group members

CONNECT:

- Have a good personal example to share.
- Have in mind when and how to transition to HEAR.

HEAR:

Alternate questions to ask:

- James 1:22
 1. How does this verse relate to the discussion we just had (about “hearing” versus “doing”)?
- Luke 6:46-49
 1. Have you ever seen or heard of modern day examples of this (e.g. a hurricane striking an area where houses had poor foundations/structures)?
 2. What are some lessons we can learn from Jesus’ illustration?
- Acts 2:41-47
 1. What kinds of things did the new believers do?
 2. What are some evidences that they were applying the truths they were learning?
- Note: As you transition to stating the main lesson (in APPLY), point out that Jesus’ and the apostles’ teachings are available today in the Bible. Therefore, we can see from the discussions that we need to apply what we learn from the Bible.

APPLY:

- Have in mind when and how to transition from HEAR to APPLY.
- Be prepared to encourage people to a specific action step. (Have an example in mind.)

TELL:

- Am committed to encourage people to do this despite their natural tendency not to.
- Am looking for group members who “tell” easily. They may be good at leading their own group soon.

4 Talks >> Apply the Bible (Let God Talk to You)

Group Discussion Outline



CONNECT with needs:

- Find out how they are doing. Ask also how their “action to take” and “person to tell” went last week.
- Pray for wisdom from God for the session.
- Start by stating: “It is one thing to hear about something; it is another to do something about it.”

Then, surface experiences:

“Let me tell you how I have experienced this.”

“Tell us how you have experienced this.”

- Transition to the Bible by saying, “So it is in the Christian life.”

HEAR what God says:

- Read (or tell) a Bible story/passage related to the topic:
- Choices: James 1:22; Luke 6:46-49 (story); Acts 2:41-47 (story); (Two of these passages may be enough to cover in one session.)
- Commentary:

James 1:22 >> This verse tells us clearly to apply what the Bible says.

Luke 6:46-49 >> Jesus shows us the great value of putting into practice what He says: It gives our lives a strong, firm foundation.

Acts 2:41-47 >> These verses show us the model of the Jerusalem church right after so many responded to Peter’s message. If you use this passage on this topic, emphasize their devotion to the apostles’ teaching versus their enjoyment of the fellowship. (You might consider saving this passage for the 4 Talks >> Fellowship session.)

- Discuss each passage using these questions, or the alternate questions to the left:
“What do you think this passage teaches us?”
“What can we learn about God or our response to God?”
“How do you think this passage relates to the topic we discussed earlier: It is one thing to hear about something; it is another to do something about it?”

APPLY that to life:

- State the main lesson: “Apply to your life daily what you learn from the Bible.” Have them write the “lesson learned” on their “mini-journal” handout.
- Discuss:
“Why don’t we always apply what we learn from the Bible?”
“What is one action you can take this week to start applying the Bible to everyday life?”
- Have them write down that specific “action to take.” Then in groups of two or three, have them share what action they plan to take. Finally, have them pray for one another.

TELL someone they know:

- Ask whom they know who might be interested in hearing about what they are learning.
- Have them write the name after “person to tell.” Then, in groups of two or three, have them share whom they plan to tell. Finally, have them pray for one another.
- Encourage them to tell those people in the next few days.

Session Preparation Checklist

(This correlates with the Session Preparation Guidelines in the Appendix.)



4 Talks >> Pray (Talk to God)

PRAY:

- Have prayed for wisdom
- Have prayed for group members

CONNECT:

- Have a good personal example to share.
- Have in mind when and how to transition to HEAR.

HEAR:

Alternate questions to ask:

- 1 Kings 3:5-14
 1. What do you think Solomon's example teaches us about talking with God?
 2. How does this compare or contrast with what you normally think of as "praying"?
- Nehemiah 1:4-11
 1. What can we learn from Nehemiah in terms of sharing our concerns with the Lord?
 2. How does this compare with the discussion we had earlier about talking things through with a friend?

APPLY:

- Have in mind when and how to transition from HEAR to APPLY.
- Be prepared to encourage people to a specific action step. (Have an example in mind.)

TELL:

- Am committed to encourage people to do this despite their natural tendency not to.
- Am looking for group members who "tell" easily. They may be good at leading their own group soon.



4 Talks >> Pray (Talk to God)

Group Discussion Outline



CONNECT with needs:

- Find out how they are doing. Ask also how their “action to take” and “person to tell” went last week.
- Pray for wisdom from God for the session.
- Start by stating: “Most people like to ‘talk things through’ with a friend.”
Then, surface experiences:
“Let me tell you how I have experienced this.”
“Tell us how you have experienced this.”
- Transition to the Bible by saying, “So it is in the Christian life.”

HEAR what God says:

- Read (or tell) a Bible story/passage related to the topic:
- Choices: 1 Kings 3:5-14 (story); Nehemiah 1:4-11 (story)
- Commentary:
1 Kings 3:5-14 >> King Solomon has a conversation with God (via a dream). In this interaction we see a dialogue - - sort of “talking about things.” It conveys how prayer can be viewed as a conversation with God.
Nehemiah 1:4-11 >> This represents the more normal prayer experience, where Nehemiah doesn’t hear God speak audibly. Yet, it also shows how Nehemiah “talks things through” with God, pleading his case on a particular concern.
- Discuss each passage using these questions, or the alternate questions to the left:
“What do you think this passage teaches us?”
“What can we learn about God or our response to God?”
“How do you think this passage relates to the topic we discussed earlier: Most people like to ‘talk things through’ with a friend?”

APPLY that to life:

- State the main lesson: “Talk things through with God whenever you can.” Have them write the “lesson learned” on their “mini-journal” handout.
- Discuss:
“Why don’t we tend to talk things through with God?”
“What is one action you can take this week to do that more?”
- Have them write down that specific “action to take.” Then in groups of two or three, have them share what action they plan to take. Finally, have them pray for one another.

TELL someone they know:

- Ask whom they know who might be interested in hearing about what they are learning.
- Have them write the name after “person to tell.” Then, in groups of two or three, have them share whom they plan to tell. Finally, have them pray for one another.
- Encourage them to tell those people in the next few days.

Session Preparation Checklist

(This correlates with the Session Preparation Guidelines in the Appendix.)



4 Talks >> Witness (Talk to Non-Christians)

PRAY:

- Have prayed for wisdom
- Have prayed for group members

CONNECT:

- Have a good personal example to share.
- Have in mind when and how to transition to HEAR.

HEAR:

Alternate questions to ask:


- Matthew 28:18-20
 1. What did Jesus command His disciples to do?
 2. Why do you think Jesus considered this important to tell His disciples?
 3. Why do you think it is important for us to do these same things today?
- John 4:19-41
 1. Do you think the woman at the well had concluded that Jesus was an important person to listen to? Why?
 2. What were the results of this one woman's "witness"?
- Acts 4:1-13
 1. What would you guess were the risks to Peter and John if they "witnessed about Christ"?
 2. Despite these risks, what were some evidences of their clarity of message and courage in sharing their faith?

APPLY:

- Have in mind when and how to transition from HEAR to APPLY.
- Be prepared to encourage people to a specific action step. (Have an example in mind.)

TELL:

- Am committed to encourage people to do this despite their natural tendency not to.
- Am looking for group members who "tell" easily. They may be good at leading their own group soon.



4 Talks >> Witness (Talk to Non-Christians)

Group Discussion Outline



CONNECT with needs:

- Find out how they are doing. Ask also how their “action to take” and “person to tell” went last week.
- Pray for wisdom from God during the session.
- Start by stating: “It is normal for word to spread when people who know about a subject tell others.”

Then, surface experiences:

“Let me tell you how I have experienced this.”

“Tell us how you have experienced this.”

- Transition to the Bible by saying, “So it is in the Christian life.”

HEAR what God says:

- Read (or tell) a Bible story/passage related to the topic:
- Choices: Matthew 28:18-20; John 4:19-41 (story); Acts 4:1-13 (story); (Two of these passages may be enough to cover in one session.)
- Commentary:

Matthew 28:18-20 >> Jesus exhorts us to pass the gospel on to others, as widely as possible. Knowing the message of Jesus Christ should motivate us to share it with others.

John 4:19-41 >> These verses show us the great impact of one woman’s witness to her entire town.

Acts 4:1-13 >> This passage documents how Peter stood up to the religious leaders in Jerusalem and proclaimed that salvation is found in Christ alone. The leaders took note of his courage.

- Discuss each passage using these questions, or the alternate questions to the left:
“What do you think this passage teaches us?”
“What can we learn about God or our response to God?”
“How do you think this passage relates to the topic we discussed earlier: It is normal for word to spread when people who know about a subject tell others?”

APPLY that to life:

- State the main lesson: “Spread the word about Christ with your non-Christian friends and acquaintances.” Have them write the “lesson learned” on their “mini-journal” handout.
- Discuss:
“What are some barriers to talking about Christ with non-Christians?”
“What is one action you can take this week to have a spiritual conversation with someone who doesn’t know Christ?”
- Have them write down that specific “action to take.” Then in groups of two or three, have them share what action they plan to take. Finally, have them pray for one another.

TELL someone they know:

- Ask whom they know who might be interested in hearing about what they are learning.
- Have them write the name after “person to tell.” Then, in groups of two or three, have them share whom they plan to tell. Finally, have them pray for one another.
- Encourage them to tell those people in the next few days.

Session Preparation Checklist

(This correlates with the Session Preparation Guidelines in the Appendix.)



4 Talks >> Fellowship (Talk to Christians)

PRAY:

- Have prayed for wisdom
- Have prayed for group members

CONNECT:

- Have a good personal example to share.
- Have in mind when and how to transition to HEAR.

HEAR:

Alternate questions to ask:

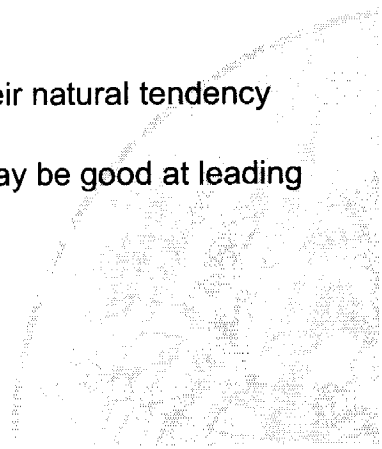
- Hebrews 10:24,25
 1. What are some benefits to getting together with other believers?
 2. How have you experienced these benefits in a Christian context?
[Note: This ties into the CONNECT discussion on friends providing support and encouragement.]
- Acts 2:42-47
 1. What are some evidences in this passage that the new believers were relating to one another often and well?
- Acts 1:12-15
 1. What did the believers do shortly after Jesus ascended into heaven?
 2. Why do you suppose they met together?
- Note: Make the point that your "Essentials" group meets regularly, in part, to provide support and encouragement for your group members. You might even want to talk about how the group is doing.

APPLY:

- Have in mind when and how to transition from HEAR to APPLY.
- Be prepared to encourage people to a specific action step. (Have an example in mind.)

TELL:

- Am committed to encourage people to do this despite their natural tendency not to.
- Am looking for group members who "tell" easily. They may be good at leading their own group soon.





CONNECT with needs:

- Find out how they are doing. Ask also how their “action to take” and “person to tell” went last week.
- Pray for wisdom from God for the session.
- Start by stating: “Relationships with friends provide support and encouragement.”
Then, surface experiences:
 “Let me tell you how I have experienced this.”
 “Tell us how you have experienced this.”
- Transition to the Bible by saying, “So it is in the Christian life.”

HEAR what God says:

- Read (or tell) a Bible story/passage related to the topic:
- Choices: Hebrews 10:24,25; Acts 2:42-47 (story); Acts 1:12-15 (story); (Two of these passages may be enough to cover in one session.)
- Commentary:
Hebrews 10:24,25 >> These verses ask us, as Christians, to get together often to encourage one another.
Acts 2:42-47 >> This illustrates the daily close fellowship Christians enjoyed after coming to Christ. They are very loving and committed to one another, and enjoy each other’s company. (You may have used this three sessions ago in 4 Talks >> Apply The Bible.)
Acts 1:12-15 >> This records that right after Jesus ascended into heaven, the eleven disciples, and many others, met together frequently for prayer and mutual encouragement.
- Discuss each passage using these questions, or the alternate questions to the left:
 “What do you think this passage teaches us?”
 “What can we learn about God or our response to God?”
 “How do you think this passage relates to the topic we discussed earlier: Relationships with friends provide support and encouragement?”

APPLY that to life:

- State the main lesson: “Form close relationships with true followers of Jesus, for support and encouragement.” Have them write the “lesson learned” on their “mini-journal” handout.
- Discuss:
 “What can keep us from forming close relationships with Christians?”
 “What is one action you can take this week to begin to overcome those barriers?”
- Have them write down that specific “action to take.” Then in groups of two or three, have them share what action they plan to take. Finally, have them pray for one another.

TELL someone they know:

- Ask whom they know who might be interested in hearing about what they are learning.
- Have them write the name after “person to tell.” Then, in groups of two or three, have them share whom they plan to tell. Finally, have them pray for one another.
- Encourage them to tell those people in the next few days.
- Tell them how they will be helped by the next four sessions. (See page 7: “4 Ministries”.)

Session Preparation Checklist

(This correlates with the Session Preparation Guidelines in the Appendix.)



4 Ministries >> Love

PRAY:

- Have prayed for wisdom
- Have prayed for group members

CONNECT:

- Have a good personal example to share.
- Have in mind when and how to transition to HEAR.

HEAR:

Alternate questions to ask:

- John 13:34,35
 1. In what ways does loving fellow Christians communicate to other people that we are Christ's disciples?
- Luke 10:25-37
 1. What are some lessons from this passage on what it means to "love your neighbor"?
 2. How does that tie to our previous discussion and "people who love us make an impact on our lives"?
- 1 Corinthians 13:4-8
 1. Give some examples of how you have received love in the specific, unselfish ways described in this passage.
 2. How does this description of true love contrast with what the world defines as love?

APPLY:

- Have in mind when and how to transition from HEAR to APPLY.
- Be prepared to encourage people to a specific action step. (Have an example in mind.)

TELL:

- Am committed to encourage people to do this despite their natural tendency not to.
- Am looking for group members who "tell" easily. They may be good at leading their own group soon.

4 Ministries >> Love

Group Discussion Outline



CONNECT with needs:

- Find out how they are doing. Ask also how their “action to take” and “person to tell” went last week.
- Pray for wisdom from God for the session.
- Start by stating: “People who love us make an impact on our lives.”
Then, surface experiences:
 “Let me tell you how I have experienced this.”
 “Tell us how you have experienced this.”
- Transition to the Bible by saying, “If we want to minister to people, we must start by loving them.”

HEAR what God says:

- Read (or tell) a Bible story/passage related to the topic:
- Choices: John 13:34,35; Luke 10:25-37 (story); 1 Corinthians 13:4-8 (In verse 8, you only need to read the first sentence: “Love never fails.”); (Two of these passages may be enough to cover in one session.)
- Commentary:
John 13:34,35 >> These verses command us to love. People will know we are followers of Christ by how we love others.
Luke 10:25-37 >> The parable of the Good Samaritan is a story about loving a stranger. After being beaten and robbed, a man is left for dead along a road. A priest and a religious leader come across the man, but do not stop to help. Then, a Samaritan sees the man, takes him to an inn and pays for his care. During the time of Jesus, a Samaritan was often looked down upon and was not well accepted. With this parable, Jesus made the point that love should meet needs and not discriminate.
1 Corinthians 13:4-8 >> These verses give us a definition of love. If we ever need help knowing how to love another person, this passage shows us how.
- Discuss each passage using these questions, or the alternate questions to the left:
 “What do you think this passage teaches us about loving others?”
 “How do you think this passage relates to the topic we discussed earlier: People who love us make an impact on our lives?”

APPLY that to life:

- State the main lesson: “God wants us to love other people to help meet their needs and to make an impact on their lives.” Have them write the “lesson learned” on their “mini-journal” handout.
- Discuss:
 “What are some things that keep us from loving other people?”
 “What is one action you can take this week to be loving and kind to someone?”
- Have them write down that specific “action to take.” Then in groups of two or three, have them share what action they plan to take. Finally, have them pray for one another.

TELL someone they know:

- Ask whom they know who might be interested in hearing about what they are learning.
- Have them write the name after “person to tell.” Then, in groups of two or three, have them share whom they plan to tell. Finally, have them pray for one another.
- Encourage them to tell those people in the next few days.

Session Preparation Checklist

(This correlates with the Session Preparation Guidelines in the Appendix.)



4 Ministries >> Win (Reach)

PRAY:

- Have prayed for wisdom
- Have prayed for group members

CONNECT:

- Have a good personal example to share.
- Have in mind when and how to transition to HEAR.

HEAR:

Alternate questions to ask:

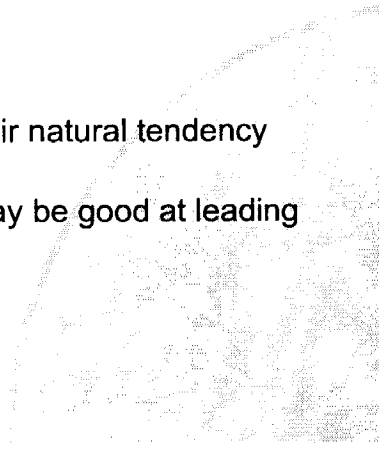
- Acts 1:8
 1. [Note: Mention to your group that Acts 1:8 occurs just before Jesus departs from His disciples and ascends to heaven.]
 2. In light of that, what seemed to be most on Jesus' mind to leave as a final impression with His disciples?
- Matthew 4:18-22
 1. What kinds of thought and daily activities do you suppose occupied the minds of fisherman like Peter and Andrew?
 2. What are some comparisons between that and what Jesus meant for them to think and act like as "fishers of men"?
- Note: The Acts 1:8 and Matthew 4:18-22 passages make clear that we can and should help people come to know God.
- Matthew 5:14-16
 1. In what ways is "light" a good metaphor for a Christian's role in winning others to Christ?

APPLY:

- Have in mind when and how to transition from HEAR to APPLY.
- Be prepared to encourage people to a specific action step. (Have an example in mind.)

TELL:

- Am committed to encourage people to do this despite their natural tendency not to.
- Am looking for group members who "tell" easily. They may be good at leading their own group soon.



4 Ministries >> Win (Reach)

Group Discussion Outline



CONNECT with needs:

- Find out how they are doing. Ask also how their “action to take” and “person to tell” went last week.
- Pray for wisdom from God for the session.
- Start by stating: “People need to know God personally.”
Then, surface experiences:
“Let me tell you how I have experienced this.” (Perhaps give your testimony.)
“Tell us how you have experienced this.”
- Transition to the Bible by saying, “God uses people to show others how to know him personally.”

HEAR what God says:

- Read (or tell) a Bible story/passage related to the topic:
- Choices: Acts 1:8; Matthew 4:18-22 (story); Matthew 5:14-16; (Two of these passages may be enough to cover in one session.)
- Commentary:
Acts 1:8 >> In this verse, Jesus sent the apostles as witnesses throughout the land. However, they were not to begin until they were equipped with the power of the Holy Spirit. This also applies to us, as we are commanded to go and to tell others about Jesus Christ.
Matthew 4:18-22 >> Jesus called his first disciples while they were out fishing. He said that if they followed Him, He would make them “fishers of men.” Evangelism was at the heart of Jesus’ ministry.
Matthew 5:14-16 >> Once we truly accept Christ into our hearts, we cannot keep our faith hidden. God designed and called us to be a light so people will see Christ through us.
- Discuss each passage using these questions, or the alternate questions to the left:
“What do you think this passage teaches us about reaching others for Christ?”
“How do you think this passage relates to the topic we discussed earlier: People need to know God personally (and whether we can help in that)?”

APPLY that to life:

- State the main lesson: “We can help people come to know God.” Have them write the “lesson learned” on their “mini-journal” handout.
- Discuss:
“What are some things that keep us from talking about Christ?”
“What is one action you can take this week to share Christ with someone who doesn’t know Him?”
- Have them write down that specific “action to take.” Then in groups of two or three, have them share what action they plan to take. Finally, have them pray for one another.

TELL someone they know:

- Ask whom they know who might be interested in hearing about what they are learning.
- Have them write the name after “person to tell.” Then, in groups of two or three, have them share whom they plan to tell. Finally, have them pray for one another.
- Encourage them to tell those people in the next few days.

Session Preparation Checklist

(This correlates with the Session Preparation Guidelines in the Appendix.)



4 Ministries >> Build (Disciple)

PRAY:

- Have prayed for wisdom
- Have prayed for group members

CONNECT:

- Have a good personal example to share.
- Have in mind when and how to transition to HEAR.

HEAR:

Alternate questions to ask:

- 1 Thessalonians 2:7-13
 1. What are some ways to describe the efforts Paul made to build into the lives of Christians in Thessalonica? [Note: Look for lifestyle as well as content.]
 2. What are some evidences of Paul's commitment and intentionality?
- 2 Timothy 4:2
 1. Note: Build on the discussion of the second question above. Say, "Having seen Paul's model of ministry, now let's look at his exhortation to minister."
 2. What further zeal and intentionality do you see in this verse?
 3. What lessons can we learn from these two passages?

APPLY:

- Have in mind when and how to transition from HEAR to APPLY.
- Be prepared to encourage people to a specific action step. (Have an example in mind.)

TELL:

- Am committed to encourage people to do this despite their natural tendency not to.
- Am looking for group members who "tell" easily. They may be good at leading their own group soon.



4 Ministries >> Build (Disciple)

Group Discussion Outline



CONNECT with needs:

- Find out how they are doing. Ask also how their “action to take” and “person to tell” went last week.
- Pray for wisdom from God for the session.
- Start by stating: “People need to grow in their relationship with God.”
Then, surface experiences:
 “Let me tell you how I have experienced this.”
 “Tell us how you have experienced this.”
- Transition to the Bible by saying, “God uses people to help Christians grow in their relationships with God.”

HEAR what God says:

- Read (or tell) a Bible story/passage related to the topic:
- Choices: 1 Thessalonians 2:7-13 (story); 2 Timothy 4:2
- Commentary:
 1 Thessalonians 2:7-13 >> In this passage, Paul shares about his relationship with the church in Thessalonica. He nurtured and cared for them, as a parent would for a child. He also says that he shared his life with them. Discipleship happens best as people experience life together.
 2 Timothy 4:2 >> We are to be prepared to share the word of God with others. Whether through encouragement or correction, we are to be ready to help people grow spiritually.
- Discuss each passage using these questions, or the alternate questions to the left:
 “What do you think this passage teaches us about discipleship?”
 “How do you think this passage relates to the topic we discussed earlier: People need to grow in their relationships with God (and whether we can help in that)?”

APPLY that to life:

- State the main lesson: “We can help people grow to be true followers of Jesus.” Have them write the “lesson learned” on their “mini-journal” handout.
- Discuss:
 “What are some things that keep us from growing in our relationship with God?”
 “What is one action you can take this week to help another person grow in his or her relationship with God?”
- Have them write down that specific “action to take.” Then in groups of two or three, have them share what action they plan to take. Finally, have them pray for one another.

TELL someone they know:

- Ask whom they know who might be interested in hearing about what they are learning.
- Have them write the name after “person to tell.” Then, in groups of two or three, have them share whom they plan to tell. Finally, have them pray for one another.
- Encourage them to tell those people in the next few days.

Session Preparation Checklist

(This correlates with the Session Preparation Guidelines in the Appendix.)



4 Ministries >> Send (Involve)

PRAY:

- Have prayed for wisdom
- Have prayed for group members

CONNECT:

- Have a good personal example to share.
- Have in mind when and how to transition to HEAR.

HEAR:

Alternate questions to ask:

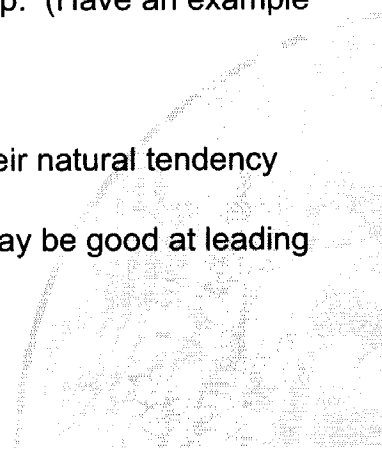
- Luke 10:1,2
 1. How would you describe the process Jesus used to minister? [Involving sending people.]
- Acts 11:19-26
 1. What seemed to motivate the church at Jerusalem to send Barnabas to Antioch?
 2. What were the things that apparently motivated Barnabas to travel some distance to ask for Saul's help?
- Note: Draw the conclusion from both passages that it is normal for additional people to become involved in ministry as the needs and opportunities arise?
- 2 Timothy 2:2
 1. How would you describe the process going on here?
 2. What words might describe Paul's and Timothy's thoughts and feelings as they saw spiritual multiplication unfold?
- Note: Clearly Christ intends for His followers to involve others in ministry.

APPLY:

- Have in mind when and how to transition from HEAR to APPLY.
- Be prepared to encourage people to a specific action step. (Have an example in mind.)

TELL:

- Am committed to encourage people to do this despite their natural tendency not to.
- Am looking for group members who "tell" easily. They may be good at leading their own group soon.



4 Ministries >> Send (Involve)

Group Discussion Outline



CONNECT with needs:

- Find out how they are doing. Ask also how their “action to take” and “person to tell” went last week.
- Pray for wisdom from God for the session.
- Start by stating: “It can be rewarding to be involved in ministering to people.”
Then, surface experiences:
“Let me tell you how I have experienced this.”
“Tell us how you have experienced this or have a desire to.”
- Transition to the Bible by saying, “Most often God uses people to motivate and equip Christians to become involved in ministry.”

HEAR what God says:

- Read (or tell) a Bible story/passage related to the topic:
- Choices: Luke 10:1,2 (story); Acts 11:19-26 (story); 2 Timothy 2:2; (Two of these passages may be enough to cover in one session.)
- Commentary:
 - Luke 10:1,2 >> During the time of Jesus’ ministry, He spread more of His message by sending people into different areas. In these verses, Jesus sent more than seventy people to go before him to the different towns to share the gospel.
 - Acts 11:19-26 >> Followers of Christ were scattered by persecution and spread the gospel. Barnabas, an apostle of Jesus Christ, visited the church in Antioch and was encouraged by their growth. He then sought out Paul, and together they taught great numbers of people. This story illustrates how Barnabas influenced Paul to become involved with ministry.
 - 2 Timothy 2:2 >> This is a picture of spiritual multiplication. Our responsibility is to share with others what we are learning and they, in turn, pass it on.
- Discuss each passage using these questions, or the alternate questions to the left:
“What do you think this passage teaches us about becoming involved in ministering to others?”
“How do you think this passage relates to the topic we discussed earlier: It can be rewarding to be involved in ministering to people?”

APPLY that to life:

- State the main lesson: “We can help followers of Jesus minister to others.” Have them write the “lesson learned” on their “mini-journal” handout.
- Discuss:
“What are some things that keep people from becoming involved in ministering to others?”
“What is one action you can take this week to encourage a Christian to minister to others?”
- Have them write down that specific “action to take.” Then in groups of two or three, have them share what action they plan to take. Finally, have them pray for one another.

TELL someone they know:

- Ask whom they know who might be interested in hearing about what they are learning.
- Have them write the name after “person to tell.” Then, in groups of two or three, have them share whom they plan to tell. Finally, have them pray for one another.
- Encourage them to tell those people in the next few days.
- Tell them how they will be helped by the next four sessions, if you choose to go on to Part 2.



4 >>

Walks
Talks
Ministries

Instructions >>

This and the following page contain three 1/2 page handouts you can use during the sessions of the 4 Walks, 4 Talks and 4 Ministries respectively. They allow each group member to write down specific action steps, etc. for each group session. It is sort of a mini-journal.

You need to have enough copies printed (preferably on cardstock) of the appropriate 1/2 page handout before the "4 Walks >> Walk Assured," "4 Talks >> Apply the Bible" and "4 Ministries >> Love" sessions.



Begin to know God and
how to relate to Him



4 Walks

Walk Assured

Lesson Learned: _____

Action to take: _____

Person to Tell: _____

Walk Forgiven

Lesson Learned: _____

Action to take: _____

Person to Tell: _____

Walk Filled

Lesson Learned: _____

Action to take: _____

Person to Tell: _____

Walk Continually

Lesson Learned: _____

Action to take: _____

Person to Tell: _____

Start some new habits to help
you live the Christian life



4 Talks

Apply the Bible (Let God Talk to You)

Lesson Learned: _____

Action to take: _____

Person to Tell: _____

Pray (Talk to God)

Lesson Learned: _____

Action to take: _____

Person to Tell: _____

Witness (Talk to Non-Christians)

Lesson Learned: _____

Action to take: _____

Person to Tell: _____

Fellowship (Talk to Christians)

Lesson Learned: _____

Action to take: _____

Person to Tell: _____

Understand some important ways to
minister to others



4 Ministries

Love

Lesson Learned: _____

Action to take: _____

Person to Tell: _____

Win (Reach)

Lesson Learned: _____

Action to take: _____

Person to Tell: _____

Build (Disciple)

Lesson Learned: _____

Action to take: _____

Person to Tell: _____

Send (Involve)

Lesson Learned: _____

Action to take: _____

Person to Tell: _____

